

What's New in PRO Landscape Version 21

Image Editor

Over 1000 New Images – PRO Landscape now includes over 13,000 of the industry's highest quality images. The updated library includes images of plant material for all climate zones, hardscapes, light fixtures, and more.

Enhanced Plant Information

In addition to the detailed information for every plant in the PRO Landscape library there are now new attributes to find and use plants that are deer resistant and drought tolerant. Search for plants that meet your requirements and easily save them to your favorites.





Planner

RealDWG 2015 - RealDWG support has been upgraded to include 2015 DWG and DXF CAD files, including AutoCAD® 2015.

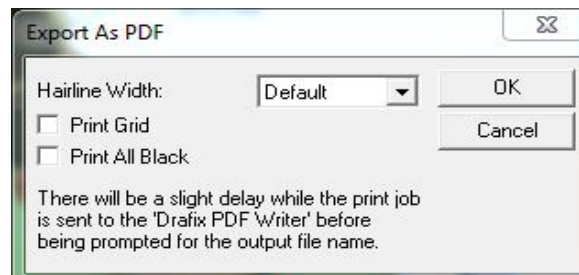
More Automatic Color CAD Options

Two new color render modes have been added. New pencil sketch and blended watercolor symbols and patterns now give designers a total of eight pre-set color render modes to choose from. Create stunning color drawings with ease.



Direct Export to PDF

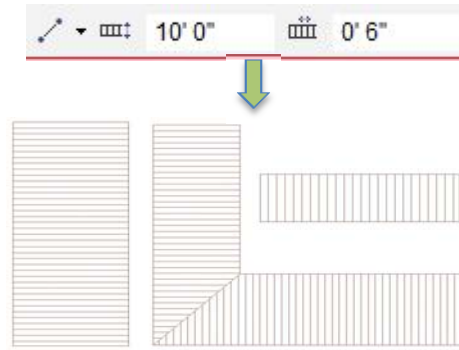
With this new feature, saving your drawings as a scaled PDF file has never been easier. A single export command creates a PDF file in any size that you can email to your customers or your local print shop.



What's New in PRO Landscape Version 21

New Step and Deck Commands

Version 21 includes brand new commands for drawing steps and decks. Adding steps and decks to your designs has never been easier; simply create your own shapes and set your board or step spacing.



New Legend Options

This new option allows you to include both the plant height and width on your legend. This is a requirement for some architectural review boards so the new feature allows you to easily comply.

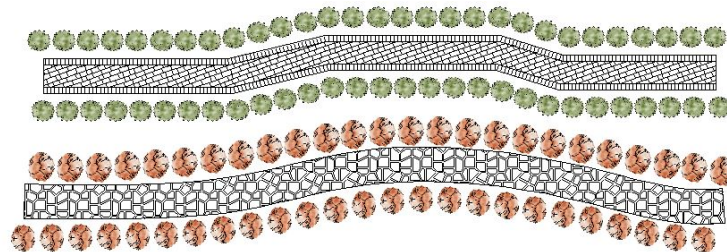


New Autosave Feature

This new feature will prompt you to initially save your Planner file 10 minutes after you begin the drawing. Save the initial file and with autosave enabled you will always have a backup file in case you forget to save your work.

Offset Symbol Array Tool

The new symbol array tool that works based on an offset. For example, easily place a row of plants 3' from a sidewalk.



Circular Edging Tool

This edging option allows you to add edging to your drawings in a circular format. This makes it easy to draw objects like a tree ring.

Enhanced Edit Bar

We have added a red border around the edit bar. This makes the bar itself much easier to see and easily locate the properties for all of your favorite Planner tools.

Proposal

New Backup Files Utility

This new backup utility will find all your Image Editor, Planner and 3D Editor files and back them up in one single easy to find location. This is a great feature to keep a backup copy of your work, or makes it easier to move your drawing files to a new computer.