

What's New in PRO Landscape Version 20

PRO Landscape® Companion for iPad/Android*

Instant Proposal – Companion has added the ability to actually create a quote for your project right on your tablet. Prices and sizes are the same as in your desktop/laptop version. Now design and quote right on the spot.

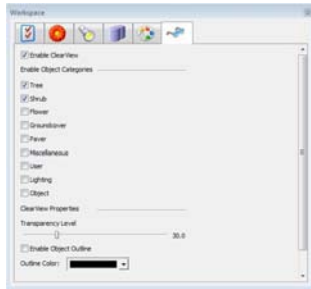


Access to Full PRO Landscape Image Library – PRO Landscape Companion now includes online access to the entire PRO Landscape image library of over 12,000 items. If you need access to an object that you didn't include in Favorites you can now add it to your projects.

Image Editor

Over 1000 New Images – PRO Landscape now includes over 12,000 of the industry's highest quality images. The majority of the new pictures are plants, covering all climate zones.

New Clearview – The all-new Clearview mode lets you transparently turn Image Editor layers off and on making it much easier to select objects you wish to move or replace.



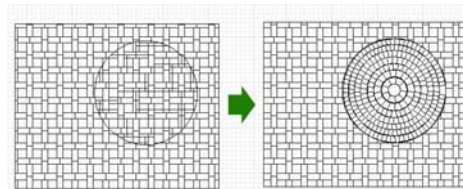
Smart Object Placement – Objects in Image Editor are now moved backward and forward in proximity to the other objects around them making for a much more efficient use of the move forward/move back tools.

Rotate Background Image – New option that allows you to rotate the background image from within Image Editor.

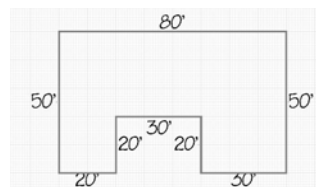

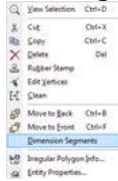
Planner

RealDWG 2014 - RealDWG support has been upgraded to support the 2014 DWG and DXF CAD files, including AutoCAD® 2014.

Insert Area – Allows you to now easily insert an area within another area. For example, a circular brick paver within a larger, square paver area. The two areas will be inserted as two separate objects making for more accurate take offs.



Dimension Segments – New annotation tool allows you to right-click on a closed area such as a paver or foundation and automatically place the dimensions of that area on the drawing.



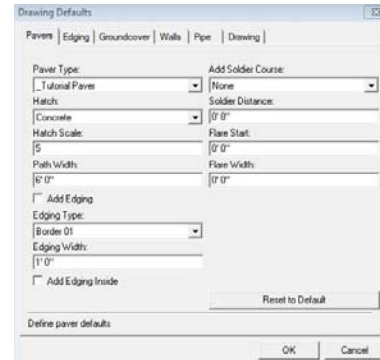
Improved Content Explorer – We've added a much larger preview of the pattern library making it easier to view the pattern before you drag it onto your drawings.

What's New in PRO Landscape Version 20

Fillable Edging– This improvement adds a new fillable option to the edging tool. You can now fill your edging in a similar fashion to retaining walls to accommodate design for wider edging types such as concrete curbing.

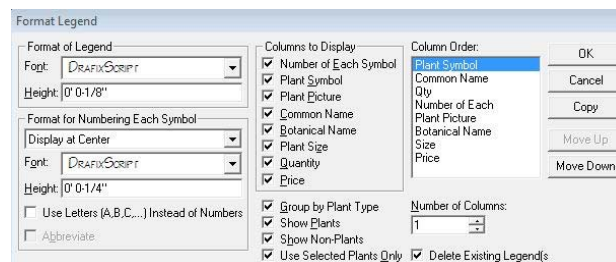
Import Scan Wizard Improvement – This new improvement automatically sets the default lot size; making the imported scan much easier set up and begin drawing.

New Drawing Defaults – The Drawing Defaults dialog box has been updated with a tabbed interface, making it much easier to use.



Sprinkler Head Triangulation – New option for Irrigation Layout lets you choose whether the sprinkler head spacing pattern is rectangular or triangulated (offset or staggered). This allows for more consistent water coverage.

New Legend Options – One new option lets you show/hide both plant and non-plant symbols. Another new option will allow you to show polygon areas such as pavers, grass and mulch in the legend. A third new option allows you to fill the legend with your custom color-filled symbols. A fourth new option gives you the ability to add multiple legends with ease.



3D Editor Enhancements – We added a new option to turn off the plant symbols from the ground plane when you create a 3D file from Planner. Makes for a cleaner looking 3D design. Also if your Planner file has multiple buildings (a house and barn for example) both will automatically convert to 3D building shells.

Proposal

New Column Resizing Option – This new option allows you to resize the column widths in the pricing grid. Your preferred widths are saved for future proposals.

Grid Usability Improvements – You can now use the page-up and page-down keys to more easily navigate the pricing grid. You can also select multiple rows at a single time. This is a real time-saver when deleting multiple items in the grid.

Report Template Language Selection – New option that allows you to choose the language that you want to use on the proposal templates. For example, if you are using the English version, but want a proposal for a Spanish-speaking customer, you can now easily change the report labels so they are in Spanish.

**These new Companion features will be available for the iOS app in Q1 2014, and for Android in Q2 2014.*