

What's New in PRO Landscape Version 19

PRO Landscape® Companion for Android – Free Companion App!!

- Create new photo imaging designs on the tablet.
- Transfer designs back and forth between tablet and desktop/laptop.
- Present your proposals to customers right on your tablet.
- Show movies from PRO Landscape (e.g., growth, 3D animations).
- *PRO Landscape for Android will be available Spring 2013.* PRO Landscape Companion for iPad available now!

Image Editor

Over 1000 New Images – PRO Landscape now includes over 11,000 of the industry's highest quality images. The majority of the new pictures are plants, covering all climate zones.

Easier Object Reordering - New is the ability to reorder objects in the workspace. Go into the Object tab, select an object and drag up or down then drop for the order you want.

Enhanced Add to Favorites - You can now select an object from a project and add it directly to your Favorites.

Easier to use Workspace - The Workspace has been resized so it's wider and easier to read and use.

3D Editor

Automatic 3D House Shells – When creating a 3D project from Planner, the 3D Editor will automatically generate a house shell. Add windows and doors for additional realism, or add a picture of the house right on the house shell for the ultimate in realism.



House Shell Colors – Select the exact color you want for the 3D house shell.

Selectable Roof Patterns – Easily change the roof texture to most closely match the real house.


Over 150 3D Models – PRO Landscape now ships with over 150 Sketchup 3D models, or add your own. Simply drag and drop them onto a 3D drawing

Planner

RealDWG 2013 - RealDWG support has been upgraded to support the 2013 DWG and DXF CAD files, including AutoCAD 2013.

Symbol Array with Specified Number of Plants – Allows you to fill an area (such as bed outlined by edging) with a specific number of plants. Perfect for annual beds.

Font Size Increase/Decrease Buttons – New buttons have been added to the toolbar to increase and decrease text without typing in a new value. This makes it much faster and easier to change the text size.



Automatically Change Current Layer – It is now much easier to hide or lock a layer without having to change to a different current layer.

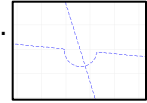
What's New in PRO Landscape Version 19

Fill All Same Symbols – When creating a color drawing you can now fill all of the same symbols with the specified fill. Makes it much faster to create a stunning color drawing.

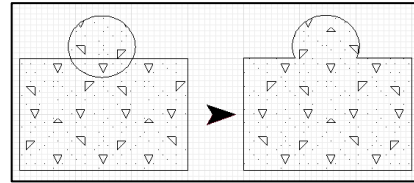
Auto Sprinkler Layout without Showing Spray Pattern – New option for automatic sprinkler layout. You can now choose whether or not to show the spray pattern or just the sprinkler heads. Either way you can still show the irrigation coverage.

Drip Heads – New option lets you select plant symbols and then automatically add drip heads in the location you specify. Makes drip head design a breeze.

Sprinkler Line Jumps – Automatically create “jumps” when sprinkler lines overlap.

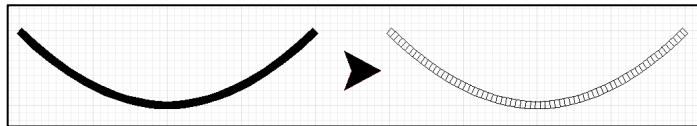


Paver Join – Lets you draw 2 or more separate paver areas then join them into one paver. Perfect for creating odd shapes, or a paver that combines rectangular and rounded shapes. Also works for grass, mulch, retaining walls and edging.



Rotate Pattern - Create a paver and you can now right click to interactively rotate the paver pattern. Also works with other patterns in areas such as grass and mulch.

New Option to Fill a Retaining Wall – Allows the user to draw a solid retaining wall, adjust it to then desired shape and then convert it to fillable (with the soldier course look).



Symbol/Object Rename – Right click on a symbol and select Rename Symbol. This also changes the Common Name. This is the best way to change the name of a plant so the database and symbol remain in sync.

Enhanced EZScape Paver Path Tool – Replaces the Paver Path tool on the EZScape toolbar only. Now it draws a Paver Edge, then immediately takes you into the Offset Edge and Paver command to complete the path. Note: the previous Paver Path tool is still on the Draw menu and All-in-One toolbar.

Symbol Array from Selection - Select one or more plants on a drawing and create a symbol array. This lets you draw symbol arrays with multiple plants, an also lets you resize the symbol before creating the array.

Proposal

New Proposal Setup Wizard – This new wizard walks you through setting up all the company information and adding/changing plant sizes for a category of objects.

Multi-Company Support – Creating designs for more than one company? You can now set up multiple companies and choose which company name/logo will appear on the quote. Specify one company as the default and that company will be use for Instant Proposals.

Enhanced Add/Delete/Change Size – New option to add/delete or change plant sizes for a number of objects.

New Pricing Grid – The price grid has been re-written to make it easier to read and use.